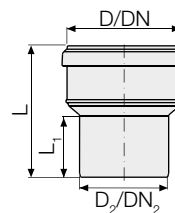


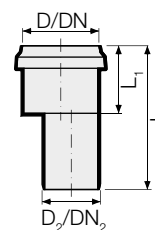
GAMMA PP3

Riduzione concentrica



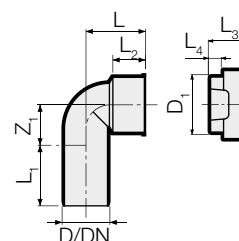
COD.	D/D ₂	DN/DN ₂	L	L ₁	kg				HxLxP	CL	€/pz
VS0599161	110/90	100/90	133	61,5	0,116	20	160	480	1015x800x1200	PP02	11,44

Riduzione eccentrica



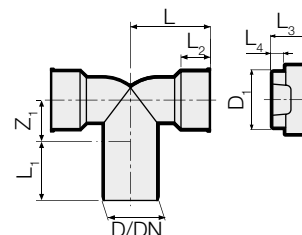
COD.	D/D ₂	DN/DN ₂	L	L ₁	kg				HxLxP	CL	€/pz
VS0700033	50/40	50/40	99	48	0,033	30	240	1680	970x800x1200	PP02	3,57
VS0700034	40/32	40/30	95	50	0,026	30	480	2400	970x800x1200	PP02	3,72
VS0700039	75/50	70/50	101	50	0,051	20	160	1120	970x800x1200	PP02	4,05

HTSW curva tecnica completa, senza morsetto con tappo



COD.	D/D ₁	DN	Z ₁	L	L ₁	L ₂	L ₃	L ₄	kg				HxLxP	CL	€/pz
VS0518103	32/46	30	23	50	51	27	30	10	0,040	40	320	1280	850x800x1200	PP02	4,15
VS0518107	40/46	40	23	50	51	30	30	10	0,040	40	320	1280	850x800x1200	PP02	2,10
VS0518113	40/53,5	40	30	50	55	27	30	10	0,049	20	160	960	970x800x1200	PP02	2,36
VS0518117	50/53,5	50	30	52	55	28	30	10	0,051	20	160	960	970x800x1200	PP02	2,76
VS0518121	50/60	50	33	58	60	28	30	10	0,054	20	160	960	970x800x1200	PP02	2,76

HTSDW curva tecnica doppia, senza morsetti con tappi



COD.	D/D ₁	DN	Z ₁	L	L ₁	L ₂	L ₃	L ₄	kg				HxLxP	CL	€/pz
VS0519101	50/50	50	28	70	60	27	35	12	0,089	20	160	640	1010x800x1200	PP02	7,94