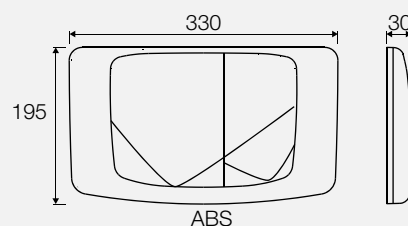


**Placca meccanica  
doppio scarico**



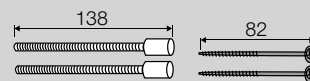
ANGEL - RIOS

COD.	Colore		CL	€/pz
VS0828501	bianco	5	CAP1	40,62
VS0828535	cromo lucido	5	CAP1	76,24
VS0828537	cromo satinato	5	CAP1	82,36
VS0828601	bianco	5	CAP1	51,48
VS0828635	cromo lucido	5	CAP1	84,03
VS0828637	cromo satinato	5	CAP1	88,92

Pz	HxLxP	kg	m <sup>3</sup>	Pz	HxLxP	kg	m <sup>3</sup>	Pz	HxLxP	kg	m <sup>3</sup>
1	47x352x200	0,7	0,004	5	210x360x265	3,5	0,02	225	1200x800x1200	167	1,15

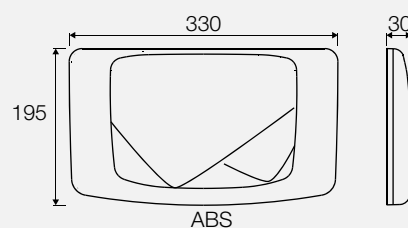
**Accessori**

**Kit di prolungamento  
fissaggio placca**



COD.	CL	€/pz
VS0820222	ACCA	12,63

**Placca meccanica  
singolo scarico**



ANGEL - RIOS

COD.	Colore	CL	€/pz
VS0828001	bianco	CAP1	36,84
VS0828003 •	champagne	CAP1	32,92
VS0828005 •	grigio manhattan	CAP1	32,92
VS0828021 •	pergamon	CAP1	32,92

• Ad esaurimento.

Pz	HxLxP	kg	m <sup>3</sup>	Pz	HxLxP	kg	m <sup>3</sup>	Pz	HxLxP	kg	m <sup>3</sup>
1	47x352x200	0,7	0,004	5	210x360x265	3,5	0,021	225	1200x800x1200	167	1,15